

*Datasheet Digest***Features and Benefits**

- The control circuit and the LED share the only power source. *Integrated*
- Control circuit and RGB chip are integrated in a package of 5050 components, to form a complete addressable pixel. *5.0mm x 5.0mm*
- Built-in signal reshaping circuit, after wave reshaping to the next driver, ensure wave-form distortion not accumulate. *Cleans signal before sending it as a passthrough*
- Built-in electric reset circuit and power lost reset circuit.
- Each pixel of the three primary color can achieve 256 brightness display, completed 16777216 color full color display, and scan frequency is of 2KHz. *16,777,216 Combinations*
- Cascading port transmission signal by single line.
- Any two point the distance not more than 5m transmission signal without any increase circuit.
- When the refresh rate is 30fps, cascade number are not less than 1024 pixels.
- Send data at speeds of 800Kbps.
- The color of the light is highly consistent, cost-effective.
- No need for external electric components and even the capacitor. *(-8bit 8bit 18bit) |*

**Applications**

- Full-color module, LED full-color soft/hard light bar, LED guardrail tube.
- LED decorative lighting, LED Screen, Indoor/outdoor LED video irregular screen, various electronic products, electrical equipment marquee.

*24 Bit***General description**

WS2812B is a intelligent control LED light source that the control circuit and RGB chip are integrated in a package of 5050 components. It internal include intelligent digital port data latch and signal reshaping amplification drive circuit. Also include a precision internal oscillator and a voltage programmable constant current control part, effectively ensuring the pixel point light color height consistent.

The data transfer protocol use single NZR communication mode. After the pixel power-on reset, the DIN port receive data from controller, the first pixel collect initial 24bit data then sent to the internal data latch, the other data which reshaping by the internal signal reshaping amplification circuit sent to the next cascade pixel through the DO port. After transmission for each pixel, the signal to reduce 24bit. pixel adopt auto reshaping transmit technology, making the pixel cascade number is not limited the signal transmission, only depend on the speed of signal transmission.

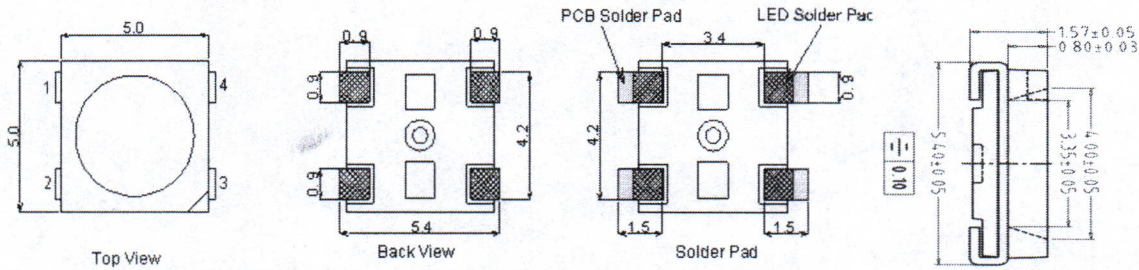
RESET time > 280 $\mu$ s, it won't cause wrong reset while interruption, it supports the lower frequency and inexpensive MCU.

Refresh Frequency updates to 2KHz, Low Frame Frequency and No Flicker appear in HD Video Camera, it improve excellent display effect.

LED with low driving voltage, environmental protection and energy saving, high brightness, scattering angle is large, good consistency, low power, long life and other advantages. The control chip integrated in LED above becoming more simple circuit, small volume, convenient installation.

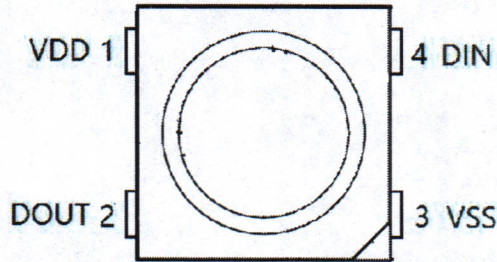


### Mechanical Dimensions



Remarks: Dimension of 5.0\*5.4\*1.57mm, default Tolerance of 0.05mm.

### PIN Configuration



### PIN Function

NO.	Symbol	PIN	Function description
1	VDD	POWER SUPPLY	Power supply
2	DOUT	DATA OUT	Control data signal output
3	VSS	GROUND	Ground,data & power grounding
4	DIN	DATA IN	Control data signal input

### Absolute Maximum Ratings

3.7V - 5.3V

Parameter	Symbol	Ratings	Unit
Power supply voltage	$V_{DD}$	+3.7~+5.3	V
Logical Input Voltage	$V_I$	$V_{DD}-0.3V \sim V_{DD}+0.7$	V

### Electrical Characteristics ( $T_A=25^\circ C$ , $V_{DD}=5V$ , $V_{SS}=0V$ , unless otherwise specified)

Parameter	Symbol	Min	Tpy	Max	Unit	Conditions
Input current	$I_I$	—	—	±1	μA	$V_I=V_{DD}/V_{SS}$
High Voltage Input	$V_{IH}$	2.7V	—	$V_{DD}+0.7V$	V	$D_{IN}$ , SET
Low Voltage Input	$V_{IL}$	-0.3V	—	0.7V	V	$D_{IN}$ , SET



### Switching Characteristics (T<sub>A</sub>=25°C, V<sub>DD</sub>=5V, V<sub>SS</sub>=0V, unless otherwise specified)

Parameter	Symbol	Min	Typ	Max	Unit	Condition
Transmission delay time	t <sub>PLZ</sub>	—	—	300	ns	CL=15pF, DIN→DOUT, RL=10KΩ
Fall time	t <sub>THZ</sub>	—	—	120	μs	CL=300pF, OUTF/OUTG/OUTB
Input capacity	C <sub>I</sub>	—	—	15	pF	—

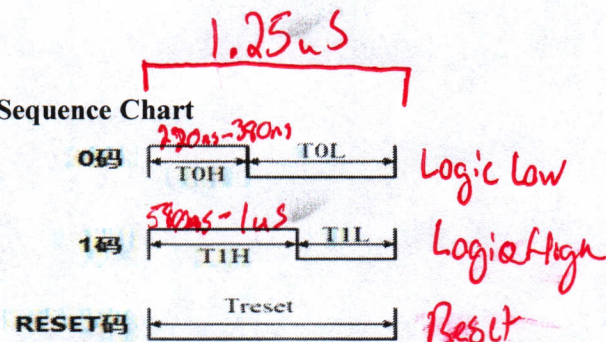
### LED Characteristics

Parameter	Symbol	Color	Quiescent Current: 0.6mA				Condition (Working current)
			Mini	Typ	Max	Unit	
Brightness	IV	Red	300	310	500	mcd	12mA
		Green	600	780	1000		
		Blue	200	215	300		
Wavelength	λ <sub>d</sub>	Red	620	621	630	nm	12mA
		Green	515	520	525		
		Blue	465	471	475		

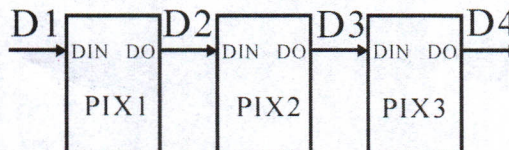
### Data Transfer Time

T0H	0 code, high voltage time	220ns~380ns
T1H	1 code, high voltage time	580ns~1μs
T0L	0 code, low voltage time	580ns~1μs
T1L	1 code, low voltage time	<b>580ns~1μs</b>
RES	Frame unit, low voltage time	>280μs

### Sequence Chart

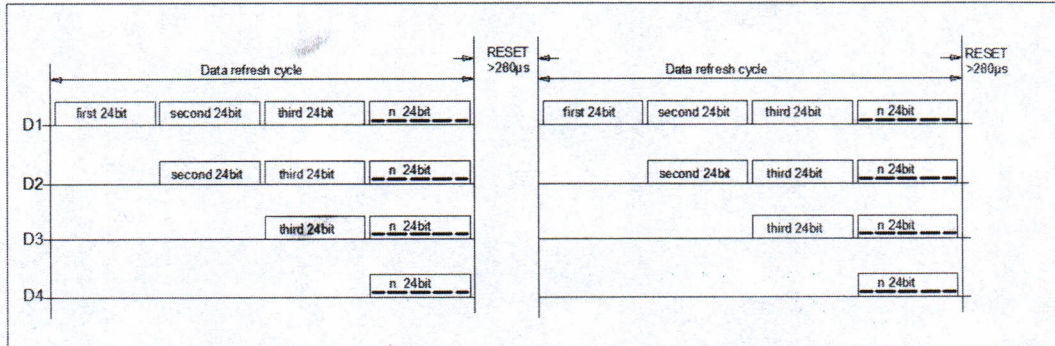


### Cascade Method





### Data Transmission Method



Note: The data of D1 is send by MCU, and D2, D3, D4 through pixel internal reshaping amplification to transmit.

*Green*  
**Composition of 24bit Data**

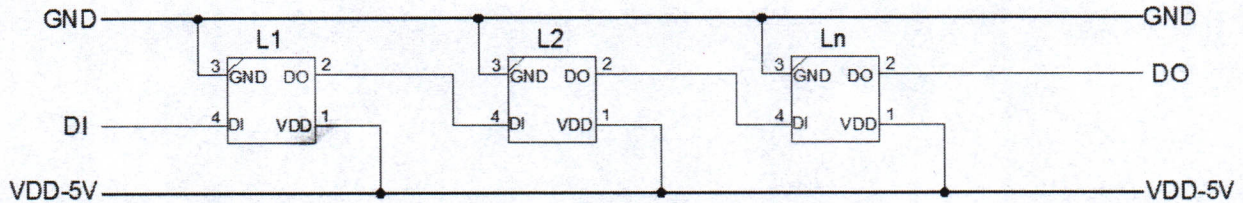
*Red*

*Blue*

G7	G6	G5	G4	G3	G2	G1	G0	R7	R6	R5	R4	R3	R2	R1	R0	B7	B6	B5	B4	B3	B2	B1	B0
----	----	----	----	----	----	----	----	----	----	----	----	----	----	----	----	----	----	----	----	----	----	----	----

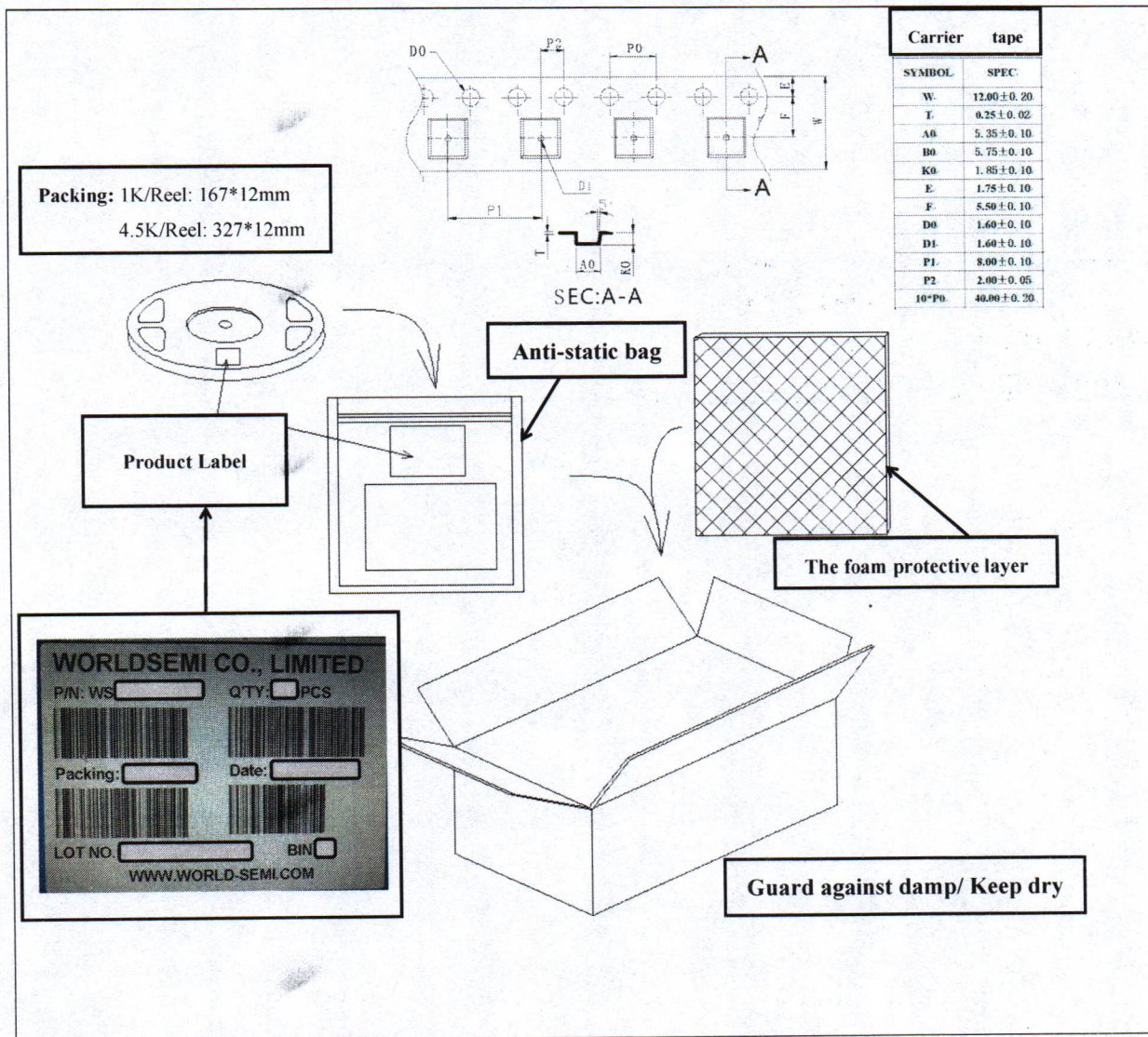
Note: Data transmit in order of GRB, high bit data at first.

### Typical Application Circuit: No need extra filter capacitor in PCB layout





### Packing Standard



### Top SMD LED Using Instructions

**1. Summary**

To make the best use of WORLDSEMI's LED, please refer to the below precautions, they are of same usage method as other electronic components.

**2. Cautions**



**2.1. Dust & Cleaning**

The surface of the LED is encapsulated with modified epoxy resin because it plays a very good role in protecting the optical performance and aging resistance. The modified epoxy resin is easy to stick with dust and must be kept clean. When there's a certain amount of dust on the surface of the LED, it won't affect brightness, but dust proof should be taken care of. Promoting the use of unsealed package in preference to others and the assembled LEDs should be placed in a clean container.

Avoid using the organic solvents to clean the dust on the LED surface and it's necessary to confirm whether the cleaning fluid will dissolve the LED.

Do not clean the LEDs by the ultrasonic. Some parameters affecting the LED performance must be evaluated if have no alternative but to the ultrasonic cleaning method, such as ultrasonic power, baking time and assembly conditions, etc.

**2.2. Moisture-proof packaging**

TOP SMD LEDs are moisture sensitive components. LEDs are packaged in aluminum foil bag to prevent the from absorbing moisture during transport and storage. A desiccant is placed in the bags to absorb moisture. If the LED absorbs moisture, then it evaporates and expands when in reflow process, which may break the colloid from the bracket and damage the optical performance of LED. For this reason, moisture-proof packaging is to prevent the from absorbing moisture during transport and storage. The moisture resistance rating of WORLDSEMI's LED is: **LEVEL 5a.**

**Tabel I - IPC/JEDEC J-STD-020 Moisture/Reflow Sensitivity Classification**

MSL Level	Workshop Life	
	Time	Conditions
LEVEL1	Unlimited	≤30°C/85%RH
LEVEL2	1 Year	≤30°C/60%RH
LEVEL2a	4 Weeks	≤30°C/60%RH
LEVEL3	168 Hours	≤30°C/60%RH
LEVEL4	72 Hours	≤30°C/60%RH
LEVEL5	48 Hours	≤30°C/60%RH
LEVEL5a	24 Hours	≤30°C/60%RH
LEVEL6	Take-out and Use immediately	≤30°C/60%RH

**2.3. Management after unpacking**

- (1) Please use the LED under the condition of "T<30°C, RH<60%".
- (2) Use up within 24 hours after removing the packages.
- (3) We would recommend to do dehumidification if they exceed the valid storage period of products or dampened due to other reasons.



### 2.4. Dehumidification Operation (Non-leakage of air, baking temperature: 70°C-75°C)

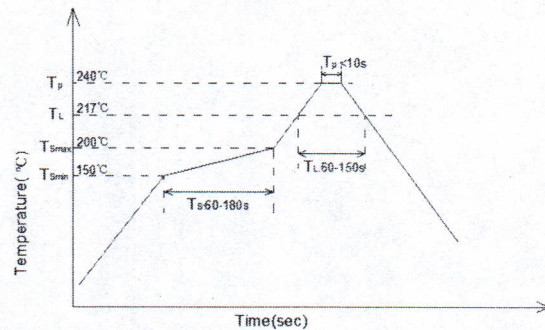
### 3. Management of secondary SMT process

It's necessary to do moisture-proof treatment when the secondary reflow carried out that followed the first reflow. Exposed at condition of “<30 °C/60% RH”, it is recommended to pass the secondary reflow within 2 hours;It can't be more than 2 hours to be exposed at condition of “<30°C/60%RH” and dehumidification operation is requested for a longer interval reflow. For instance, place in a drying box or a container with desiccant, and dehumidify it before the secondary reflow(Low temperature baking operation: 70°C-75°C, ≥12 hours). For exposure to “< 30 ° C / 60% RH” more than 12 hours after one welding, can't pass the second secondary reflow.

### 4. SMT Reflow

Refer to the parameters listed below, the experimental results prove that the TOP SMD LED meets the JEDEC J-STD-020C standards. As a general guideline, it is recommended to follow the SMT reflow temperature curve recommended by the solder paste manufacturer.

Curve Description	Lead-free
The lowest preheat temperature (T <sub>smin</sub> )	150°C
The highest preheat temperature (T <sub>smax</sub> )	200°C
Preheating time (T <sub>smin</sub> to T <sub>smax</sub> ) (ts)	60-180 S
Average rate of temperature rise (T <sub>smax</sub> to T <sub>p</sub> )	<3°C/S
LIQUID REGION temperature (T <sub>L</sub> )	217°C
LIQUID REGION Holding Time (t <sub>L</sub> )	60-150 S
Peak Temperature (T <sub>p</sub> )	240°C
High Temperature Region(T <sub>p</sub> -5°C) Holding	<10 S
Cooling Rate	<6°C/S
Room Temperature to Peak Holding Time	<6 min


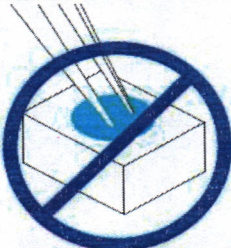




Remarks: 1. These general guidelines may not apply to all PCB designs and reflow soldering configurations.

2. All temperatures referred are measured on the surface of the package body.



**5. Assembly Precautions**

1. Clip the LED from its side.	2. Neither directly touch the gel surface with the hand or sharp instrument, it may damage its internal circuit.	3. Not to be double stacked, it may damage its internal circuit.	4. Can not be stored in or applied in the acidic sites of PH<7.
			

**Modify Record**

Version №	Status Bar	Modify Content Summary	Date	Reviser	Approved
V1.0	N	New WS2812B - V5	20190219	Shen JinGuo	Yin HuaPing
V1.0	N	New	20170523	Shen JinGuo	Yin HuaPing
V1.1	M	Maximum Ratings, Data Transfer Time	20171009	Shen JinGuo	Yin HuaPing
V1.2	M	Maximum Ratings, Data Transfer Time	20180207	Shen JinGuo	Yin HuaPing
V2.0	M	Electrical Parameters	20180412	Shen JinGuo	Yin HuaPing
V3.0	M	Cautions	20180719	Shen JinGuo	Yin HuaPing
V4.0	M	Logical input voltage; Brightness	20180822	Shen JinGuo	Yin HuaPing
V5.0	M	Power reverse protection circuit, Cautions; No need external capacitor	20190323	Shen JinGuo	Yin HuaPing

**Remarks:** Initial version: V1.0, Status bar: N--New, A--Add, M--Modify, D--Delete.

1. Version number plus "0.1" if for add & modify parameters, eg. V1.0→ V1.1
2. Major revision or many parameters modified, version number plus "1.0", eg. V1.0→ V2.0
3. No version number is attached to Part Number



# Datasheet Evaluation and Analysis Report

<b>3. Electrical Characteristics (90 points)</b>	
- Absolute Maximum Ratings (10 points)	5
- Recommended Operating Conditions (10 points)	5
- Electrical Characteristics (10 points)	5
- Dynamic Characteristics (10 points)	<del>0</del> 5
- Thermal Characteristics (10 points)	0
- Noise Characteristics (10 points)	0
- Power Consumption (10 points)	0
- Accuracy and Precision (10 points)	0
- Output Drive Capability (10 points)	0
<b>Score: Section 3 (90 points)</b>	
20	
<b>Section Notes:</b>	
<b>4. Functional Description (75 points)</b>	
- Pin Configuration (10 points)	10
- Pin Functions (10 points)	10
- Function Tables (10 points)	10
- Block Diagram (10 points)	10
- Performance Diagrams (10 points)	<del>10</del> 3
- Signal Descriptions (10 points)	10
- Input/Output Waveforms (5 points)	<del>5</del> 5
- Functional Diagrams (5 points)	5
<b>Score: Section 4 (75 points)</b>	
53	
<b>Section Notes:</b>	



# Datasheet Evaluation and Analysis Report

Part Number:	WS2812B V5	Manufacturer:	Worldsemi
Datasheet Revision:	V5	Date Published:	Unknown
Datasheet Source:	LCSC.COM	Date Sourced:	18 June 2023
Evaluated By:	David Rey	Final Score:	223 / 555 Points
Additional Notes:			

<b>1. Presentation and Accessibility (75 points)</b>	
- Language (10 points)	5 - Passable english
- Readability (10 points)	5
- Availability (10 points)	5 - Not openly available from Worldsemi
- Ease of Access (10 points)	5
- Content-Length Efficiency (5 points)	3
- Mobile Compatibility (5 points)	2
- Hyperlinks (10 points)	2
- Searchability (10 points)	2
- Consistent Formatting (5 points)	0
<b>Score: Section 1 (75 points)</b>	<b>27 / 75</b>
<b>Section Notes:</b>	
Broken English and Poor Grammar Can make it difficult to understand in parts	
<b>2. Organization and Layout (60 points)</b>	
- Table of Contents and Navigation (10 points)	0
- Clarity of Information (10 points)	2
- Use of Graphics (10 points)	10
- Data Sheet Structure (10 points)	5
- Consistent Terminology (10 points)	3
- Section Headings (5 points)	3
- Subsection Headings (5 points)	3
<b>Score: Section 2 (60 points)</b>	<b>26</b>
<b>Section Notes:</b>	

WS2812B V5



# Datasheet Evaluation and Analysis Report

<b>5. Application Information (60 points)</b>		
- Typical Applications (10 points)	3	
- Circuit Description (10 points)	5	
- PCB Footprint and Layout (10 points)	<del>0</del> <i>no layout</i>	
- Reference Designs (10 points)	5	
- Application Notes (10 points)	4	
- Component Selection Guidelines (5 points)	<del>0</del>	
- Power Supply Recommendations (5 points)	<del>0</del>	
<b>Score: Section 5 (60 points)</b>		
21		
<b>Section Notes:</b>		
<b>6. Quality and Reliability (75 points)</b>		
- Quality Standards and Certifications (10 points)	<del>0</del>	
- Reliability Information (10 points)	<del>0</del>	
- Failure Rate Data (10 points)	<del>0</del>	
- Test and Evaluation Procedures (10 points)	/	
- Environmental Considerations (10 points)		
- ESD Handling Precautions (10 points)		
- MTBF Data (5 points)		
- Burn-in and Screening Procedures (5 points)		
- Life Cycle Status (5 points)		
<b>Score: Section 6 (75 points)</b>		
<del>0</del>		
<b>Section Notes:</b>		
<p>Some information available on adapters NeoPixel uber guide</p>		



# Datasheet Evaluation and Analysis Report

<b>7. Packaging and Handling (30 points)</b>	
- Packaging Information (10 points)	10
- Handling Precautions (10 points)	10
- Storage and Shelf Life (5 points)	5
- Labeling and Marking (5 points)	5
<b>Score: Section 7 (30 points)</b>	30 Perfect
<b>Section Notes:</b>	
<b>8. Support and Documentation (60 points)</b>	
- Additional Documentation (10 points)	/ 0
- Design Resources (10 points)	
- Technical Support (10 points)	
- Community Resources (10 points)	
- Errata Sheets (5 points)	
- Frequently Asked Questions (5 points)	
- Software Tools and Drivers (5 points)	
- Application Examples (5 points)	
<b>Score: Section 8 (60 points)</b>	0
<b>Section Notes:</b>	
Tons of stuff available on ad forum, stack overflow, & youtube	
<b>9. Updates and Revision Control (30 points)</b>	
- Revision History (15 points)	15
- Update Frequency (15 points)	15
<b>Score: Section 9 (30 points)</b>	30
<b>Section Notes:</b>	
Perfect	



# Datasheet Evaluation and Analysis Report

<b>10. Overall Impression (15 points)</b>	
- Organization and Clarity (5 points)	2
- Completeness of Information (5 points)	0
- Relevance to Application (5 points)	4
<b>Score: Section 10 (15 points)</b>	
6	
<b>Section Notes:</b>	
<b>Total Score: (555 points)</b>	223 out of 555
<b>Summary and Reflection:</b>	

Please note that this report is intended for informational purposes only and does not constitute legal or professional advice. The information presented is based on our evaluation and analysis of publicly available datasheets, and we make no claims as to the accuracy or completeness of the information presented. The use of any trademarks or copyrighted material in this report is done under the Fair Use doctrine of U.S. Copyright Law, for the purpose of criticism, comment, news reporting, teaching, scholarship, or research. Any such use is not intended to infringe upon the rights of the copyright owner, and no endorsement or sponsorship of our work by the copyright owner is implied. Any decisions or actions taken based on the information presented in this report are the sole responsibility of the user.